


PS4800 Industrial PC



Features:

- CPU: Core™2 Duo P8400 or Atom™ N270
- Quick & easy storage expansion
- UPS battery options for data protection
- IEC60529 IP65, UL50E Type 4x
- Intelligence Fan (Core™2 Duo P8400 model only)
- TFT Color LCD Display
- Power Consumption: 130W (max.)
- Cartridge HDD/SSD for easy maintenance

Performance Specifications

Models	PS4800 Series- Build to order (See reverse side for ordering information)	
Graphics Display Resolution	1,280 x 1,024 pixels (SXGA) TFT active matrix	
Display Type and Size	TFT Color LCD (19-inch)	
Display Colors	16 million	
Touch Panel	Analog resistive film	
Supported OS	[Core™2 Duo]: HDD or SSD: Windows® XP Professional SP3/Windows® 7 Ultimate (32 or 64 bit) [Atom]: HDD or SSD: Windows® XP Professional SP3/ Windows® 7 Ultimate 32 bit	
CPU	Core™2 Duo P8400 2.26 GHz or Atom N270 1.6 GHz	
L2 Cache Memory	Core™2 Duo: 3 MB or Atom: 512 KB	
Main Memory	Core™2 Duo: 2 to 8 GB (DDR3 1066 MHz) Atom: 1 to 3 GB (DDR2 533 MHz)	
Video Memory	Core™2 Duo: Up to 384 MB Atom: Up to 224 MB (only available on 1 or 2 slot models) ^{1,2}	
Interface	Serial ATA	Slide-in Disk: (HDD or SSD) x1 Slide-in Slot: (HDD or SSD or DVD-RW) x1 ⁴
	IDE	CF slot (Type-I) x1
	Serial (COM1)	RS-232C (D-Sub 9-pin, plug)
	Serial (COM2)	RS-232C (D-Sub 9-pin, plug)
	Serial (COM3)	RS-232C/422/485 (Optional)
	Ethernet (LAN1)	10/100/1000 Mbit/s (RJ-45 Modular jack)
	Ethernet (LAN2)	10/100/1000 Mbit/s (RJ-45 Modular jack)
	USB (TYPE-A)	USB 2.0 x5 ³
	Video Output	DVI-I x1
	Expansion Slot	1 slot (PCI x1) 2 slots (PCI x1, PCI Express x1)

¹ Unable to be added by users. ² Reserved from main memory. ³ 4 USB in back, 1 USB in front. ⁴ 1 or 2 slots models only

General Specifications

Models	PS4800 (Build to Order)
Input Voltage	AC Power Model: 100 to 240 Vac, DC Power Model: 24 Vdc ±25 %
Power Consumption	130 W (max.)
In-Rush Current	AC Power Model: [100VAC]:Typ. 20 A (At cold start), [240VAC]: Typ. 40 A (At cold start)
Storage Temperature	-20 to +60 °C (-4 to +140 °F)
Certifications	UL508, CE (EN55011 Class A, EN61000-6-2, EN60950-1), RoHS, GOST, UL/c-UL, CSA C22.2 N°142, CSA C22.2N°213, ANSI/ISA 12.12.01 Electrical Equipment for use in Class I Division 2. Hazardous Locations (Marine (GL) *Noise filter are required)
Surrounding Air Temperature	0 to 50 °C (32 to 122 °F)
Ambient/Storage Humidity	10 to 85 % RH (Wet bulb temperature: 29 °C (84.2 °F) max. - no condensation)
Corrosive Gas	Free of corrosive gases
Cooling Method	Core2 Duo: Passive heat sink and Fan kit with filter Fan speed is controlled by internal temperature. Fan does not operate unless internal temperature reaches the set temperature. Atom: Passive heat sink, Fanless operation for longer life time,
Air Pressure (altitude range)	2,000 m (6,560 ft) max
Vibration Resistance	<ul style="list-style-type: none"> • Operation (continuous) for 6 Fc products with SSD or CF Card storage device.: 2 to 9 Hz: 1.75 mm (0.07 in.) 9 to 200Hz: 4.9 m/s2 • Operation (continuous) for products with HDD storage device.: 5 to 100 Hz: 1.225 m/s2 • Operation (occasional) for products with SSD or CF Card storage device.: 2 to 9 Hz: 3.5 mm (0.14 in.) 9 to 200 Hz: 9.8 m/s2 • Operation (occasional) for products with HDD storage device.: 5 to 100 Hz: 2.450 m/s2 • Merchant Navy (continuous): 3 to 13.2 Hz: 1 mm (0.04 in.) 13.2 to 100 Hz: 6.86 m/s2 • Shock Resistance (in operation): 147 m/s2 for a duration of 11 ms (IEC 60068-2-27 Ea test)
Electromagnetic Compatibility (EMC)	Immunity to High Frequency Interference. Electromagnetic Emissions Class A
Ratings	Front: IEC60529 IP65, UL50E Type 4X
Weight	[Core2 Duo] AC Power Model: 13.0 kg (28.7 lbs), DC Power Model: 12.5 kg (27.6 lbs) [Atom] AC Power Model: 12.0 kg (26.5 lbs) DC Power Model: 12.0 kg (26.5 lbs)
External Dimensions	Dimensions dependant on unit model. Please reference the PS4000 Manual for exact diminsions for specified unit.
Panel Cut-Out Dimensions	W459.5 x H359.5 mm [W18.09 x H14.15 in.]
Warranty	Two (2) years

External Dimensions

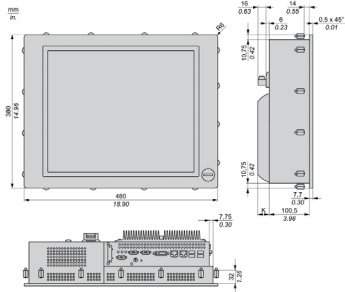
<External Dimensions>
PS-4800 (0 Slot)
AC Power Model

The following table provides the "K" measurement value depending on which heat sink is used:

Panel PC Range	"K" Value
Core 2 Duo P9400 Pre-installed Model (0, 1 or 2 slots)	28 mm (1.103 in.)
Atom N270 Pre-installed Model (0, 1 or 2 slots)	12.8 mm (0.503 in.)

The following table shows the general tolerance for the Panel PC dimensions:

Nominal Measurement	General Tolerance acc. DIN ISO 2768 Medium
up to 6 mm (up to 0.236 in.)	± 0.1 mm (± 0.004 in.)
6...30 mm (0.236...1.181 in.)	± 0.2 mm (± 0.0079 in.)
30...120 mm (1.18...4.724 in.)	± 0.3 mm (± 0.012 in.)
120...400 mm (4.724...15.747 in.)	± 0.5 mm (± 0.02 in.)
400...1000 mm (15.747...39.37 in.)	± 0.8 mm (± 0.031 in.)



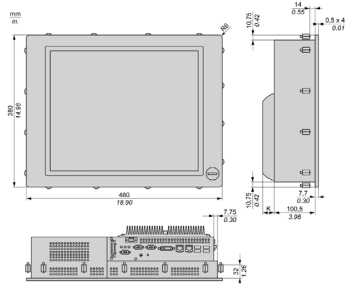
<External Dimensions>
PS-4800 (0 Slot)
DC Power Model

The following table provides the "K" measurement value depending on which heat sink is used:

Panel PC Range	"K" Value
Core 2 Duo P9400 Pre-installed Model (0, 1 or 2 slots)	28 mm (1.103 in.)
Atom N270 Pre-installed Model (0, 1 or 2 slots)	12.8 mm (0.503 in.)

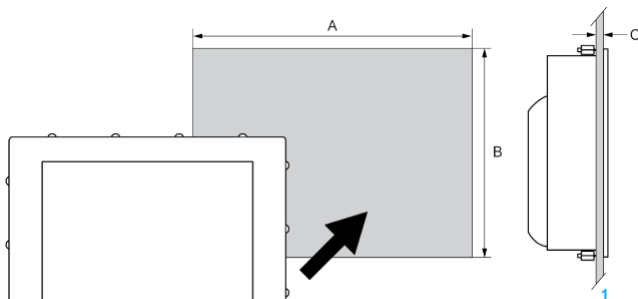
The following table shows the general tolerance for the Panel PC dimensions:

Nominal Measurement	General Tolerance acc. DIN ISO 2768 Medium
up to 6 mm (up to 0.236 in.)	± 0.1 mm (± 0.004 in.)
6...30 mm (0.236...1.181 in.)	± 0.2 mm (± 0.0079 in.)
30...120 mm (1.18...4.724 in.)	± 0.3 mm (± 0.012 in.)
120...400 mm (4.724...15.747 in.)	± 0.5 mm (± 0.02 in.)
400...1000 mm (15.747...39.37 in.)	± 0.8 mm (± 0.031 in.)



Note: For 1slot or 2slot, depth is thicker than 0 slot models. For more details, please go to our web site.

Panel-Cut Dimensions



1: Installation panel

A	B	C
459.5 + 1/- 0 mm (18.09 + 0.04/- 0 in.)	359.5 + 1/- 0 mm (14.15 + 0.04/- 0 in.)	1.6...10 mm (0.06...0.39 in.)

Note: The FP 3900 Generation T41 is not compatible with the PS 4000 Series for an extended desktop or clone display.

Ordering Information

PS4800-V1- - - - - -

Expansion Slot: _____
 Blank..... 0 Slot
 -1P..... 1 Slot - PCI
 -1P1E..... 2 Slot - 1 PCI/1 PCI Express
 -2P..... 2 Slot-2 PCI Slots

CPU Type: _____
 -AN..... Atom N270
 -CD..... Core DUO

Power Supply: _____
 -A..... AC
 -D..... DC

Memory _____
 -1G..... 1 GB in slot (Atom N270 Only)¹
 -2G..... 2 GB in slot
 -3G..... 3 GB in slot (Atom N270 Only)¹
 -4G..... 4 GB 2 GB/slot 1 + 2 GB/slot 2 (CORE™2 DUO Only)
 -6G..... 6 GB in slot (CORE™2 DUO Only)¹
 -8G..... 8 GB in slot (CORE™2 DUO Only)¹

Operating System _____
 -XP..... Windows XP MUI
 -W732..... Windows 7(32bit) Ultimate
 -W764..... Windows 7(64bit) Ultimate (CORE™2 DUO Only)

Main Storage Device: _____
 Blank..... No Storage Device²
 -PSD..... 60GB SSD
 -SHD..... 500GB HDD
 -SSD..... 120GB SSD³

Slide in Equipment: _____
 Blank..... No Slide in Slot
 -DVD..... DVD writer
 -SHD..... HDD Standard (250GB)
 -PSD..... SSD 32GB
 -SSD..... SSD 120 GB³

Optional Equipment: _____
 Blank..... No Additional Options
 -R..... True Mirror RAID (250GB HDD Only)³
 -COM..... COM Expansion Board RS-232C/422/485⁴
 -RCOM..... Com port + RAID (250GB HDD Only)

Software: _____
 Blank..... No Software
 -WGP..... WinGP v.3.x⁵

Note: Please contact your sales representative to determine if the PC configuration is available as a standard option. There may be longer lead time for certain nonstandard configurations that require a Product Modification.

1 Longer lead time. Contact Customer Care to order. Some combinations may not be available.
 2 For standard RAID option, set storage to none.
 3 These models are not globally supported. Supported in North/Central/South America only
 4 Third Com Port is standard on Core2Duo. The Com Port addition is only available on Atom (N270) with long lead time (not available on the configurator).
 5 Not for Windows 7 (64bit)



California Proposition 65 Warning—Lead and Lead Compounds

Advertencia de la Proposición 65 de California—Plomo y compuestos de plomo

Avertissement concernant la Proposition 65 de Californie—Plomb et composés de plomb

⚠ WARNING: This product can expose you to chemicals including lead and lead compounds, which are known to the State of California to cause cancer and birth defects or other reproductive harm. For more information go to: www.P65Warnings.ca.gov.

⚠ ADVERTENCIA: Este producto puede exponerle a químicos incluyendo plomo y compuestos de plomo, que es (son) conocido(s) por el Estado de California como causante(s) de cáncer y defectos de nacimiento u otros daños reproductivos. Para mayor información, visite : www.P65Warnings.ca.gov.

⚠ AVERTISSEMENT: Ce produit peut vous exposer à des agents chimiques, y compris plomb et composés de plomb, identifiés par l'État de Californie comme pouvant causer le cancer et des malformations congénitales ou autres troubles de l'appareil reproducteur. Pour de plus amples informations, prière de consulter: www.P65Warnings.ca.gov.

All trademarks are the property of Schneider Electric SE, its subsidiaries, and affiliated companies.

Schneider Electric USA, Inc.
800 Federal Street
Andover, MA 01810 USA
888-778-2733
www.schneider-electric.us

Todas las marcas comerciales son propiedad de Schneider Electric SE, sus filiales y compañías afiliadas.

Importado en México por:
Schneider Electric México, S.A. de C.V.
Av. Ejercito Nacional No. 904
Col. Palmas, Polanco 11560 México, D.F.
55-5804-5000
www.schneider-electric.com.mx

Toutes les marques commerciales sont la propriété de Schneider Electric SE, ses filiales et compagnies affiliées.

Schneider Electric Canada, Inc.
5985 McLaughlin Road
Mississauga, ON L5R 1B8 Canada
800-565-6699
www.schneider-electric.ca