

# GP4000M Rear Module



**Features:**

- Blind HMI node that can collect data for Pro-face Remote HMI App on Tablets/Smart phone
- Factory Gateway - allows connectivity for multiple protocols and can bridge those protocols across different networks
- Supports a large selection of Serial or Ethernet protocols. (Set up to 2 protocols)
- USB Interfaces can be used for project transfer and to connect BCR scanners, printers, and memory devices.
- Connectivity to EZ-Series USB Solutions.
- Programmed with the versatile GP-Pro EX Screen Development Software

**Specifications**

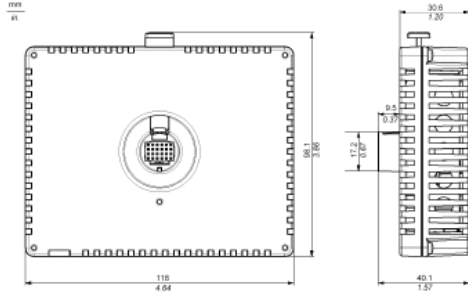
<b>Order Numbers</b>		PFXGM4B01D
<b>Memory</b>	<b>Application memory</b>	FLASH EPROM 8 MB *1
	<b>Data Backup</b>	nvSRAM 128 KB *3
	<b>Logic Program Area</b>	FLASH EPROM 132 KB *2 (Equivalent to 15,000 steps)
<b>Inter- faces</b>	<b>Serial (COM1)</b>	Asynchronous Transmission: RS-232C/422/485, Data Length: 7 or 8 bit, Stop Bit: 1 or 2 bit, Parity: none, Odd or Even, Data Transmission Speed: 2,400 to 115, 200bps, 187,500 bps, Connector: D-Sub9 (plug)
	<b>Ethernet (LAN)</b>	IEEE802.3i/ IEEE802.3u, 10BASE-T/100BASE-TX, Connector: Modular jack (RJ-45) x 1
	<b>USB (Type A)</b>	USB2.0, Connector: Type A x 1, Power Supply Voltage: 5 Vdc ±5%, Maximum Transmission Distance: 3m (9.84 ft.) or less
	<b>USB (mini-B)</b>	USB2.0, Connector: mini-B x 1, Maximum Transmission Distance: 5m (16.40 ft.) or less
<b>Clock Accuracy</b>		Uses the clock of an external device *4

\*1 Capacity available for user application. The capacity depends on how many fonts you load from Editor software.  
 \*2 Up to 60,000 steps can be converted in software. However, this reduces application memory capacity (for screen data) by 1MB.  
 \*3 Application memory can provide 128KB for Data Backup. For further information, please refer to the GP-Pro EX reference manual.  
 \*4 Set up the "Clock Updates" feature with the Editor software. Please refer to the GP-Pro EX reference manual "Common" - "Clock Update Settings" for details.

**General Specifications**

Model	PFXGM4B01D
Input Voltage Limits	20 to 28.8 Vdc
Rated Voltage	24 Vdc
Power Consumption	1.6 W or less
Ambiant Operating Temp	85 % RH (Wet bulb temperature: 39 C or less - no condensation)
Storage Humidity	85 % RH (Wet bulb temperature: 39 C or less - no condensation)
Electrostatic Discharge Immunity	IEC61000-4-2 6kV direct contact 8kV air contact
Air Pressure (altitude range)	800 to 1,114 hPa (2,000 m (6,561 ft) or lower)
Vibration & Shock Resistance	EN61131-2 compliant, IEC/EN 61131-2 compliant 147 m/s <sup>2</sup> , X,Y,Z 3 directions
Certifications	UL, CSA, CE
Cooling Method	Natural Air Circulation
Grounding	Functional grounding: Grounding resistance of 100 Ohms, 2mm <sup>2</sup> (AWG14) or thicker wire.
Weight	0.21 kg (0.46 lbs) or less
Warranty	Two year standard

**GP4000M Rear Module Dimensions**



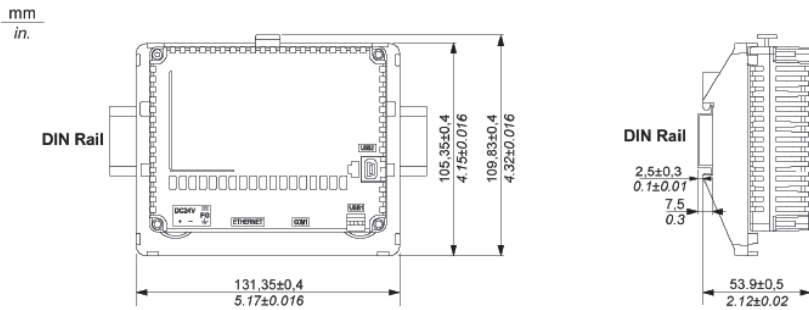
**Ordering Information**

Part Number	Description
PFXGM4B01D	GP4000M Rear Module

**Optional Items**

Part Number	Product Name
EX-ED-Vxx	GP-Pro EX Development Software (download version), xx refers to current version
EX-ED-Vxx-DVD	GP-Pro EX Development Software (download version + DVD backup media), xx refers to current version
PFZXMADSA1	DIN rail installation for rear modules in non-display operation.


**GP4000M Rear Module with DIN Rail Dimensions**



**Software Compatibility**

**Powered By**  
Screen Editor  
**GP-Pro EX**  
HMI Development Software  
(Version 3.12 or newer)

**DIN Rail Mount**



**Use as a Blind HMI**

Use GP4000M Rear Module as a blind HMI node that can collect data for the Pro-face Remote HMI App on a tablet or smart phone.



**Pro-face America**  
Phone: 734.477.0600  
Fax: 734.864.7347  
www.profaceamerica.com

**Customer Service Hotline: 800.289.9266**

For more information  
**ACCESS** www.profaceamerica.com





# California Proposition 65 Warning—Lead and Lead Compounds

## Advertencia de la Proposición 65 de California—Plomo y compuestos de plomo

## Avertissement concernant la Proposition 65 de Californie—Plomb et composés de plomb

**⚠ WARNING:** This product can expose you to chemicals including lead and lead compounds, which are known to the State of California to cause cancer and birth defects or other reproductive harm. For more information go to: [www.P65Warnings.ca.gov](http://www.P65Warnings.ca.gov).

**⚠ ADVERTENCIA:** Este producto puede exponerle a químicos incluyendo plomo y compuestos de plomo, que es (son) conocido(s) por el Estado de California como causante(s) de cáncer y defectos de nacimiento u otros daños reproductivos. Para mayor información, visite : [www.P65Warnings.ca.gov](http://www.P65Warnings.ca.gov).

**⚠ AVERTISSEMENT:** Ce produit peut vous exposer à des agents chimiques, y compris plomb et composés de plomb, identifiés par l'État de Californie comme pouvant causer le cancer et des malformations congénitales ou autres troubles de l'appareil reproducteur. Pour de plus amples informations, prière de consulter: [www.P65Warnings.ca.gov](http://www.P65Warnings.ca.gov).

All trademarks are the property of Schneider Electric SE, its subsidiaries, and affiliated companies.

**Schneider Electric USA, Inc.**  
800 Federal Street  
Andover, MA 01810 USA  
888-778-2733  
[www.schneider-electric.us](http://www.schneider-electric.us)

Todas las marcas comerciales son propiedad de Schneider Electric SE, sus filiales y compañías afiliadas.

Importado en México por:  
**Schneider Electric México, S.A. de C.V.**  
Av. Ejercito Nacional No. 904  
Col. Palmas, Polanco 11560 México, D.F.  
55-5804-5000  
[www.schneider-electric.com.mx](http://www.schneider-electric.com.mx)

Toutes les marques commerciales sont la propriété de Schneider Electric SE, ses filiales et compagnies affiliées.

**Schneider Electric Canada, Inc.**  
5985 McLaughlin Road  
Mississauga, ON L5R 1B8 Canada  
800-565-6699  
[www.schneider-electric.ca](http://www.schneider-electric.ca)